


DESCRIPTION

AntrumX™ is a centralized sensing technology which monitors the air quality of up to 32 zones from a single location allowing facilities to easily calibrate all sensed locations in under 1-minute. Monitoring panels contain a gateway, sensor pack(s), power converters, and a manifold with associated tubing connections.

SPECIFICATIONS



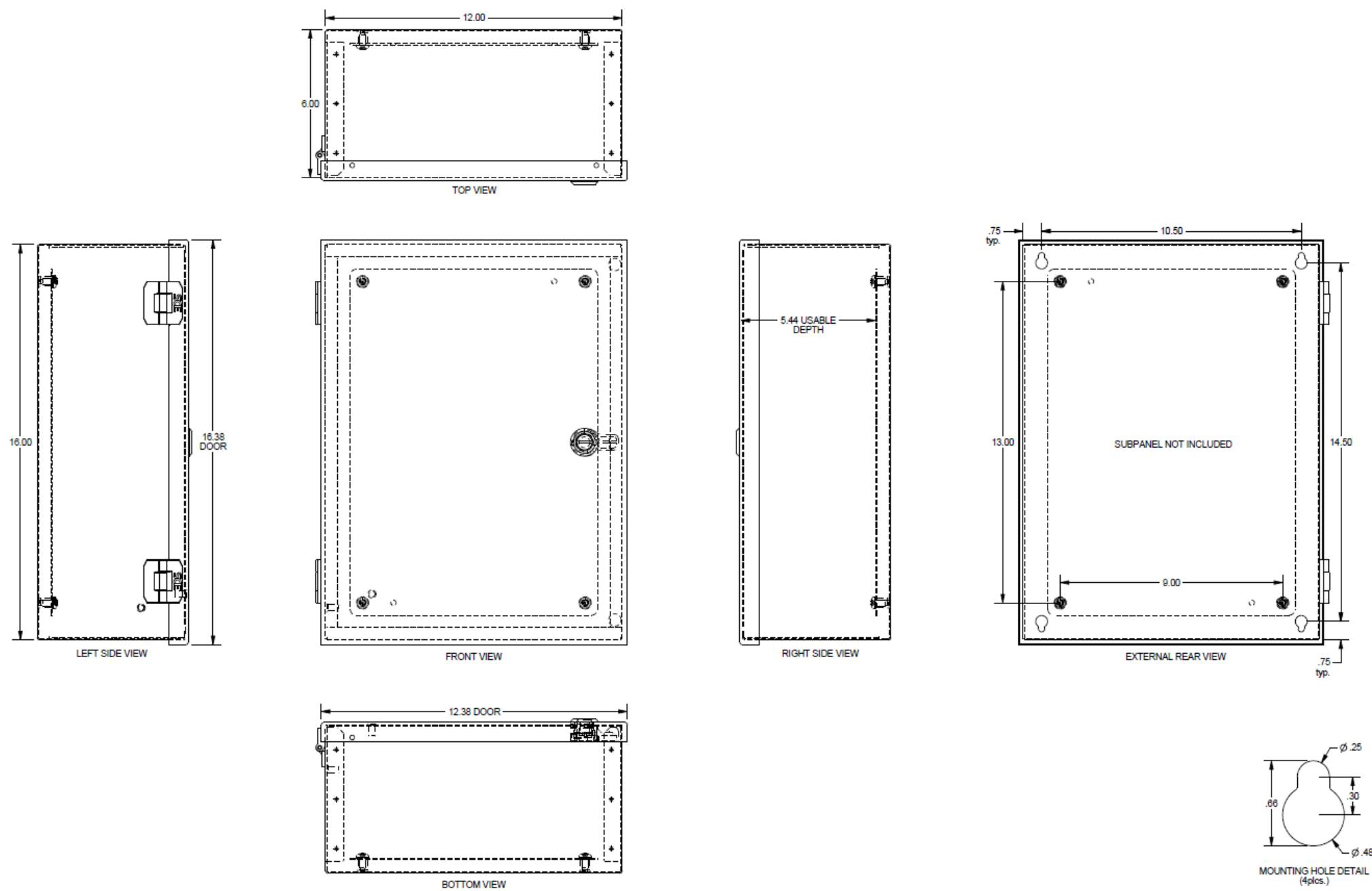
Panel	Type	Dimensions (HxWxD)	Weight	Power	Compliance	Field Connections
AX08*	NEMA-1	16" x 12" x 6"	20 lbs	120/60/1	<ul style="list-style-type: none"><li>UL 508A</li><li>FCC Title 47, Part 15, Subpart B</li></ul>	<ul style="list-style-type: none"><li>Internet</li><li>Power</li><li>RS485</li><li>¼" Tubing from each zone</li><li>½" Hose from AAs</li></ul>
AX16*	NEMA-1	16" x 12" x 6"	21 lbs			
AX32*	NEMA-1	16" x 12" x 6"	25 lbs			

ORDERING GUIDE

Monitoring Panels						
	Model	Quantity	Description	Environment	Gateway Communication	Options
<input type="checkbox"/>	AX08*	QTY ____	8-Zone Monitoring Panel	<input type="checkbox"/> Standard <input type="checkbox"/> Critical	<input type="checkbox"/> MS/TP <input type="checkbox"/> BACnet / IP <input type="checkbox"/> No Gateway	<input type="checkbox"/> HMI <input type="checkbox"/> Cellular Modem
<input type="checkbox"/>	AX16*	QTY ____	16-Zone Monitoring Panel	<input type="checkbox"/> Standard <input type="checkbox"/> Critical	<input type="checkbox"/> MS/TP <input type="checkbox"/> BACnet / IP <input type="checkbox"/> No Gateway	<input type="checkbox"/> HMI <input type="checkbox"/> Cellular Modem
<input type="checkbox"/>	AX32*	QTY ____	32-Zone Monitoring Panel	<input type="checkbox"/> Standard <input type="checkbox"/> Critical	<input type="checkbox"/> MS/TP <input type="checkbox"/> BACnet / IP <input type="checkbox"/> No Gateway	N/A

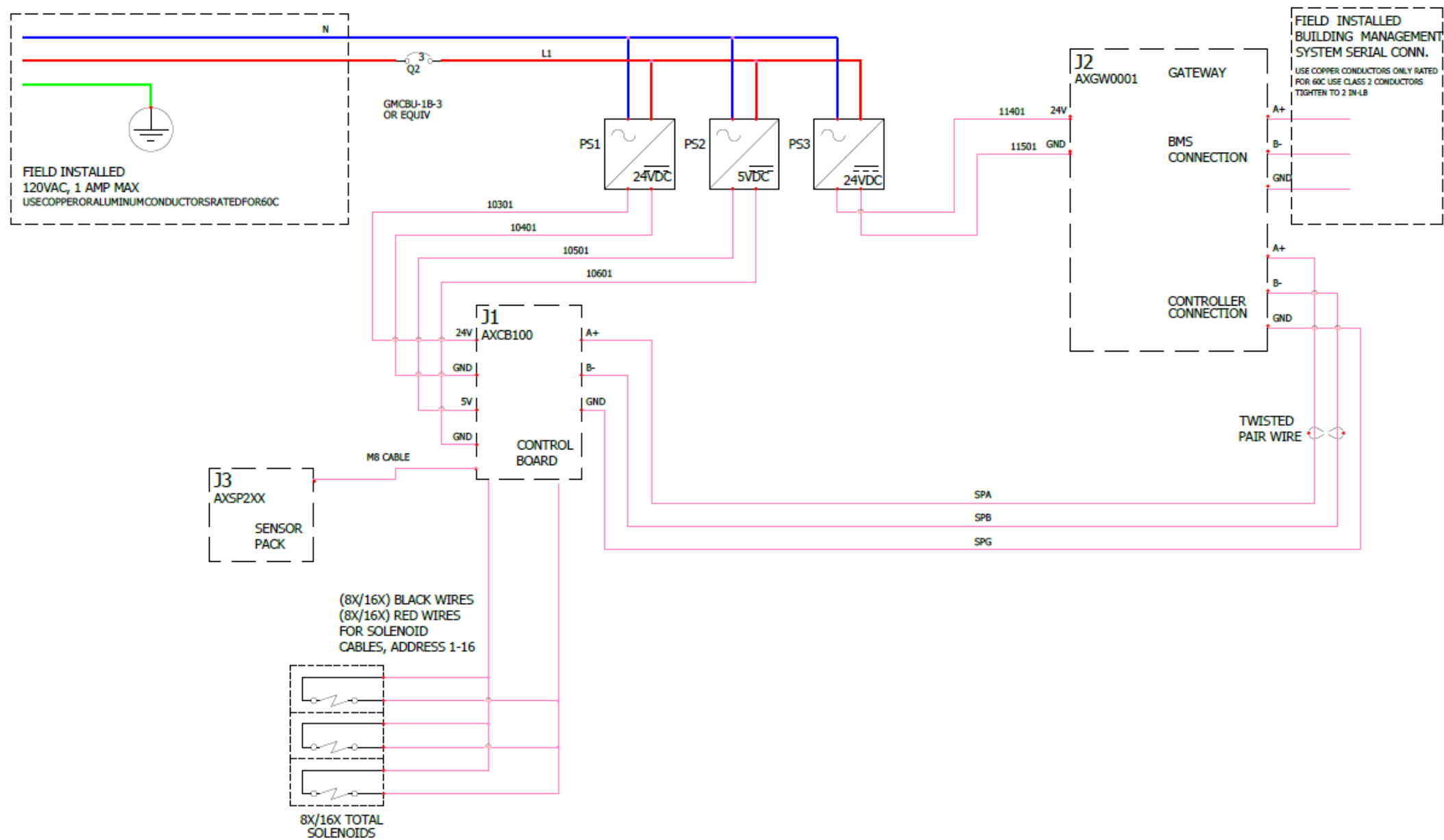
Summary of Accessories		
Misc.	Tubing/Hose	Pickups
<input type="checkbox"/> ____ Air Accelerators	<input type="checkbox"/> ____ 100' Coils ½"	Faceplate      QTY ____
<input type="checkbox"/> ____ Duct Couplers	<input type="checkbox"/> ____ 50' Coils 2"	1" Duct Probe    QTY ____
<input type="checkbox"/> ____ Startup Kit	<input type="checkbox"/> ____ 500' Coils CFEP	6" Duct Probe    QTY ____
<input type="checkbox"/> ____ Fan Kit	<input type="checkbox"/> ____ 500' Coils POLY	8" Duct Probe    QTY ____

**DRAWING**



**WIRING DIAGRAM**

AX08/16\* Monitoring Panel Wiring Diagram



## AX32\* Monitoring Panel Wiring Diagram

