

## DESCRIPTION

The Faceplate functions as a wall or ceiling-mounted pickup tube that gets installed in each monitored zone. The Faceplate collects samples from each zone and delivers them to the sensor pack through ¼" tubing. It is a two-piece device that was designed to be installed using a standard low-voltage control box.

## SPECIFICATIONS

<b>Material</b>	UL Listed Molded ABS
<b>Color</b>	Sno White
<b>Dimensions (WxHxD)</b>	3" x 4.7" x 1.5"
<b>Weight</b>	0.54 lbs
<b>Connections</b>	(1) ¼" Push-to-Connect



## INCLUDED ACCESSORIES

Part #	Quantity <sup>1</sup>	Description	Manufacturer
<b>AXWPA0001</b>	1	Wall Plate	Antrum
<b>6-32 x 1"</b>	2	Mounting Screws	--
<b>AXCOUP</b>	1	Push-to-connect straight coupler	Parker
<b>AXELBOW<sup>2</sup></b>	1	Push-to-connect elbow	Parker



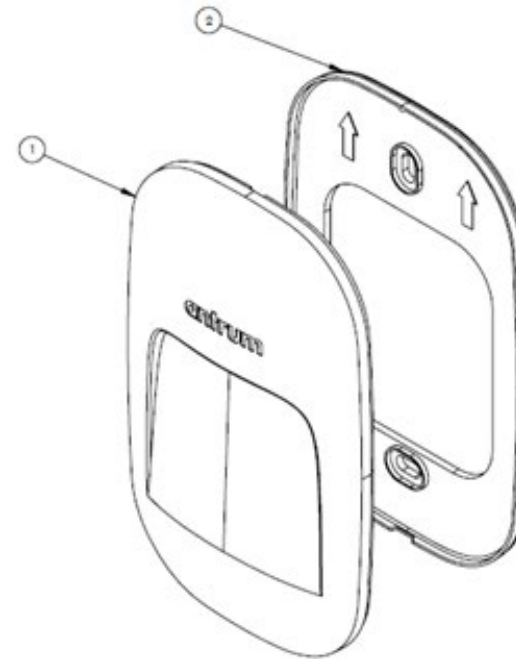
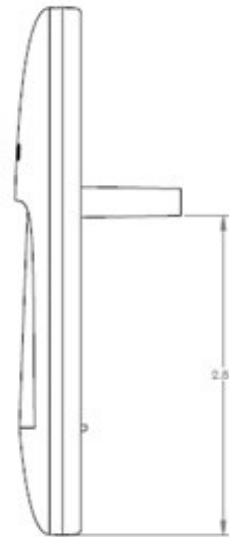
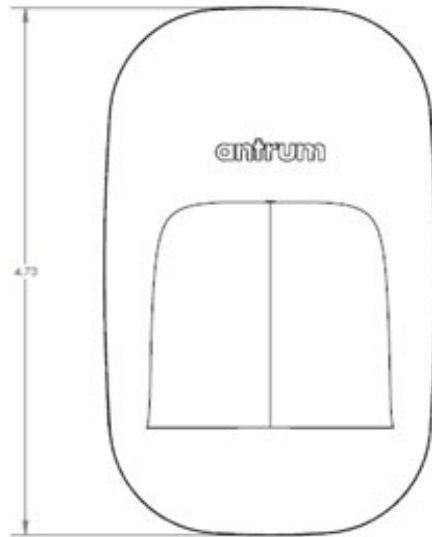
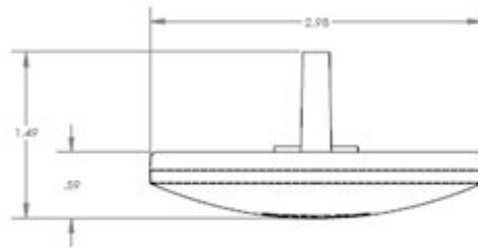
1. Per Faceplate

2. Only included on CO/NO<sub>2</sub> application

## ORDERING GUIDE

Selection	Quantity	Part #	Manufacturer
<input type="checkbox"/>	<b>QTY</b> ____	AXFPA0001	Antrum
<input type="checkbox"/>	<b>QTY</b> ____	AXWPA0001	Antrum
<input type="checkbox"/>	<b>QTY</b> ____	AXCOUP	Parker
<input type="checkbox"/>	<b>QTY</b> ____	AXELBOW	Parker

**DRAWING**



CAD GENERATED USING SOLIDWORKS			
UNLESS OTHERWISE SPECIFIED:		DESCRIPTION: FACEPLATE	
XXX	+/- .015	MATERIAL: THERMOPLASTIC POLYURETHANE (TPU)	
XX	+/- .030	PART #: AXF0001	
X	+/- .060	REV: A-1385-0001	
ALL HOLES	+/- .005	WEIGHT IN LBS: 0.064	
REACTIONS	+/- .002	MFG: ANTRUM	
ANGLES	+/- .1	REV: B	
ALL DIMENSIONS ARE TO D.C.		SHEET 1 OF 1	
UNLESS OTHERWISE SPECIFIED		MFG: ANTRUM	
ALL DIMENSIONS ARE TO THE THEORETICAL INTERSECTION			